

# The beginning Ascalon's FURY



## WALKTHROUGH



Adventurers!

You have accepted the challenge of Ascalon's Fury. It seems that you need some help to find the right exit of the labyrinth. This walkthrough will serve your needs, but be aware for spoilers!

Once you've put together the first big puzzle, you'll see that three round parts are missing from the maze for which you must find the exit. In the note I placed in Mr Eaton's notebook, you'll read that young Mr Eaton fell through the floor of an old church ruin a long time ago. After wandering through the labyrinth for several days, he managed to find the exit "disguised as an old grave".

You now face the challenge of finding the exit to this dark labyrinth by solving the riddles contained in the three envelopes.


The solution comprises three missing discs that must not only be placed correctly on the puzzle, but must also be positioned to point in the right direction. The same note tells you to look for "the true shield". The correct placement and position of the discs and "the true shield" will enable you to navigate through the labyrinth, starting on the big puzzle at the figure under the church near the hole in the floor.

### Envelope 1

#### Riddle 1

The disc depicting St. George, who earned his spurs by killing the white dragon, goes with the first riddle. To find the right place and position for the disc on the big puzzle, the knight must kill the right dragon with his lance. According to the riddle, St. George also aimed his lance precisely into the dragon's flaming mouth. But which dragon is the right one?





On pages 12 and 13 of Mr Eaton's notebook, you'll see a serie of sums you can use to identify the right dragon. It reads: "30 = right white dragon" and "One of the white dragon = 5". When filling in number 5 for the same dragon as shown on the bottom right, you can solve the sums.

The right dragon.



There is only one round hole in which the spearhead of St. George points exactly to the dragon's mouth and the pathis on the disk continue into the paths on the big puzzle. You've found the right place and position for the first disc!



## Riddle 2

The dead dragon guards the first clue to the shield. As you can see, the envelope also contains a table of shields. Apparently, one of the shields in the table is the right one. Also, on pages 24 and 25 of Mr Eaton's notebook, you'll see what the symbols on the shields mean.



In the previous riddle, you found out what the dragon looked like that St. George killed by sticking his lance into its mouth. On page 15 of Jonathan's notebook, there's a list of dragons with shields behind them.

There's also the right dragon with a crossed



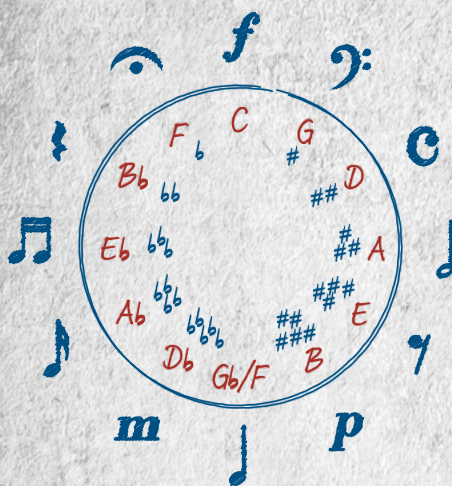
out shield behind it. In the table, you can cross out the shields with the corresponding symbols! Riddle 2 has been solved: apparently the shield you are looking for does not have the "Ox" symbol.



## Envelope 2

### Riddle 3

The puzzle on the second disk shows a harp. If you examine the illustration carefully, you'll see that it also has a pointing hand on it. According to the riddle, this hand should point to the right symbol. Apparently, the notes of "the Song" are the key to the right place in the big puzzle and the right position of the disc with the harp. But what song are you looking for?



On page 16 of Mr Eaton's notebook, you'll find an excerpt from the Song of Ascalon. Next to it, on page 17, is a strange diagram with key signatures below. Is there a connection between the Song of Ascalon and the strange diagram?

In the Song of Ascalon, there's a symbol consisting of a group of characters resembling small b's.

The same group is shown in the strange diagram. It says "Eb", with a musical note in front of it. You will also find the note on the big puzzle. Place the disc with the harp in the round hole, near the symbol, and rotate the disc so that the hand points to the symbol and the paths of the disc match the paths on the big puzzle. You have solved the first part of riddle 3.



The letter says that the symbol also serves as a clue for the correct shield. On page 18 of Mr Eaton's notebook, you'll find the symbol with two crossed-out shields behind it. Cross out these shields in the table of shields. Riddle 3 has now been solved completely.






## Riddle 4

Riddle 4 provides another clue on your quest for the right shield. This riddle relates to eight knight's graves found on the big puzzle and in Mr Eaton's notebook. Once you've solved the riddle, only one knight with a particular shield will remain.

You're looking for a knight who is "tired from the fight". If you examine the knights, you'll see that four of them are resting their heads on their hands.

They must be the tired knights. The knight you are looking for does "not see the danger from his right". So, he'll be looking to his left. You can now cross out two of the other four knights. According to the riddle, he is also "without the protector of power" and "lies now in a grave with brothers in arms to both sides". There's now only one knight who satisfies all the conditions: the knight with the "Wheel" on his shield. Because the knight's graves have been crossed out in the booklet, the "Wheel" can be crossed out in the table of shields. Riddle 4 has been solved.




## Envelope 3

## Riddle 5

There's only one disc left and one open place on the big puzzle. While the place is clear enough, the right position still presents a challenge. On the scroll you'll see a secret language. According to the riddle, there's a connection between the right position of the disc and what is written on the scroll.

The secret language is explained on pages 20, 21 and 22 of Mr Eaton's notebook. If you translate the characters on the scroll, you get E, A, G, N and A (or T, depending on how you read the language). On page 22 you'll see that the words in this language are apparently read vertically and that you have to start at the top. On page 23 of the notebook, you'll see a number of Celtic words, including EAGNA. You can therefore assume that the word must be EAGNA and that the "E" is at the top.





Behind the word EAGNA on page 23 you'll see a green shield. Only one shield remains in the table of shields: the one with the **green knot**.

## Riddle 6

The envelope also contains the amulet of Ascalon. On it is a portable disc with a spearhead, the same tip St. George used to slay the white dragon. On the outer edge are a number of shields. Let the spearhead point to the shield you managed to find: the shield with the **green knot**. Now place the amulet with the shields on the yellow circle in the big puzzle, so that the shields on the puzzle and the shields on the amulet are aligned.



Now you can see if everything is positioned correctly. Start at the place on the big puzzle where young Jonathan Eaton fell through the floor of the church and follow the route carefully. First go across the amulet of Ascalon, then across the disc with the harp, and then follow the route across the disc with St. George. Then you go across the amulet of Ascalon again and across the disc with the Ogham scroll, arriving finally at a grave. Do you remember what the note in Mr Eaton's notebook said? "The exit disguised as an old grave".

Fold the poster over the jigsaw puzzle and carefully turn over the completed jigsaw puzzle so that you can see the bottom of the jigsaw with the red filter.

Well done!  
W.D.

